

The Excel Center®

Why The Excel Center?

What is its history and journey?

Does it work?

Why does it work?



WHY PURSUE A HIGH SCHOOL DIPLOMA?

Turning point to provide adults the opportunity to pursue a high school diploma was based on research linking various social issues:

- Educational attainment
- Crime
- Health
- Drug and alcohol abuse
- Employment
- Poverty

Each issue influences the others

- Ex: As poverty increases, educational attainment decreases, crime increases, health decreases

HISTORY

The Excel Center school opened in fall 2010

- Opened 1 site with 300 students
 - Better serving older students in traditional high school
- With support from local authorizers, rapid expansion began in fall 2011, while improving the school model



The Excel Center



HISTORY

-The Excel Center opened its first school in 2010

-Rapid expansion followed in 2011

-With growing interest from the Goodwill Movement, The Excel Center **Network** started in 2013

State	Legislation	Number of Schools	Number of Students
IN (2010-2017)	-Opened without legislative barriers -Legislation introduced	12 2	300 → 3,600 (GEI) 600 (South Bend Goodwill)
TX (2014)	-Legislative pilot approved -Legislation introduced	1	500
TN (2015)	-Opened without legislative barriers -Pursuing regulatory changes	1	350
DC (2016)	-Opened without barriers	1	350
AR (2017)	-Legislative pilot approved	1	125
TOTAL		18	5,525
MD (2018)	-Legislation passed (2017)	1	300
MO (2018-2019)	-Legislation passed (2017)	4	1000
IL	-Legislation passed (2017)	1	<i>pending funding</i>

CURRENT NATIONAL NETWORK

Phase 1: Feasibility & Discovery	Phase 2: Community Development	Phase 3: Prospectus & Planning	Phase 4: Implementation	Phase 5: Membership
<ul style="list-style-type: none"> •Assessment of: -legal and regulatory landscape supporting The Excel Center -Available funding -Capacity of local Goodwill <hr/> <ul style="list-style-type: none"> •Phoenix, AZ •Charleston, SC 	<ul style="list-style-type: none"> •Legislative work •Developing stakeholder buy-in <hr/> <ul style="list-style-type: none"> •Rockford, IL •Louisville, KY •Rochester, NY 	<ul style="list-style-type: none"> •Development and submission of school application <hr/> <ul style="list-style-type: none"> •Baltimore, MD 	<ul style="list-style-type: none"> •School start-up and opening •Staff hiring and training <hr/> <ul style="list-style-type: none"> •Goodwill Industries of Michiana – Hammond, IN •Goodwill Industries of Arkansas – Little Rock, AR •Missouri – St. Louis, Springfield, Poplar Bluff, & Jefferson City 	<ul style="list-style-type: none"> •Ongoing support and consultation •Access to trademark and model materials <hr/> <ul style="list-style-type: none"> •Austin, TX •South Bend, IN •Memphis, TN •Washington D.C.

CURRENT NATIONAL NETWORK

★ Established

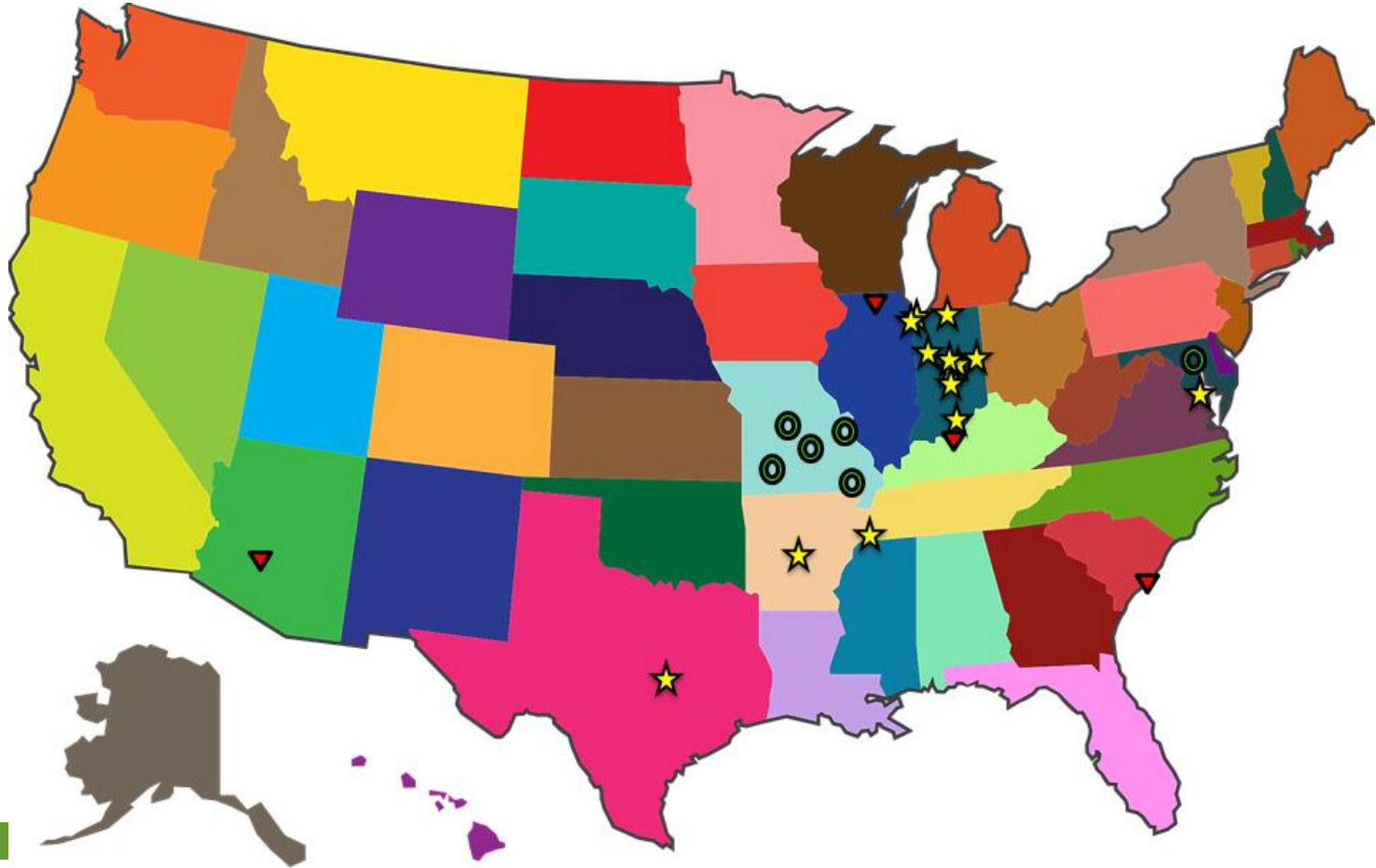
- Austin, TX
- Memphis, TN
- South Bend, IN
- Washington, DC
- Hammond, IN
- Little Rock, AR
- Gary, IN (2018)

⊙ Pending

- Missouri - 4 (2018-2019)
- Baltimore, MD (2018)

▼ Pursuing

- Rockford, IL
- Phoenix, AZ
- Charleston, SC
- Louisville, KY



THE MISSION

The mission of The Excel Center is to provide adults who have dropped out of school the opportunity and support to earn a high school diploma and post-secondary education (certification or dual credit) while developing career paths that offer greater employment, college and career growth opportunities.

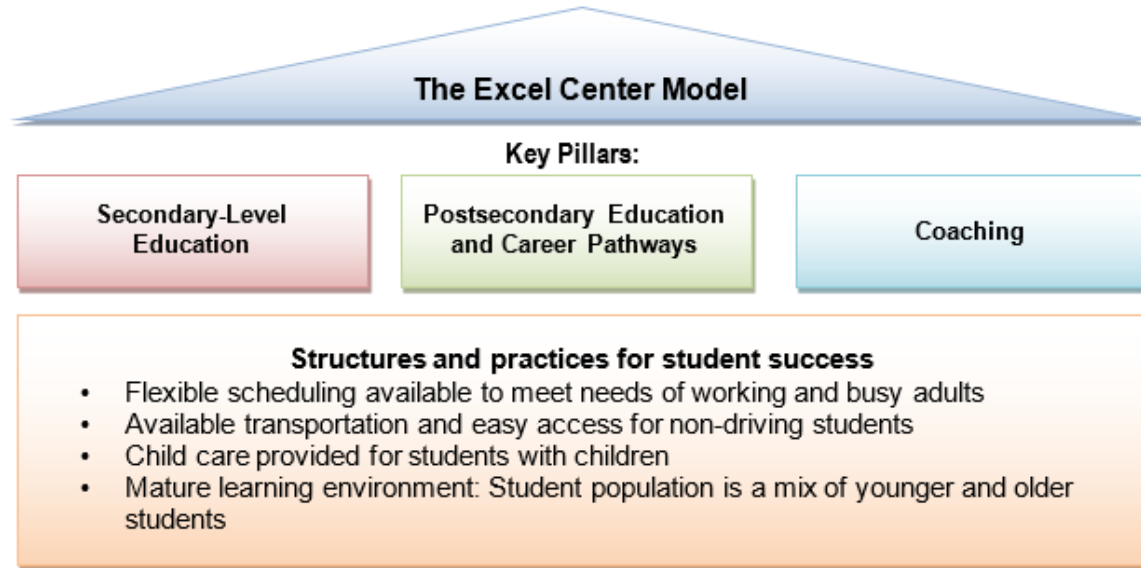
- Meet students “where they are”
- Navigate academic and non-academic barriers to success

THE BUILDING BLOCKS

- Flexible, year-round schedule
- Free drop-in childcare centers and transportation assistance
- Barrier removal(*every student gets a life coach*)
- Target is a rigorous high school diploma combined with dual credit or industry certification
- Focus is on qualifying them as “work-ready”
- Mature learning environment



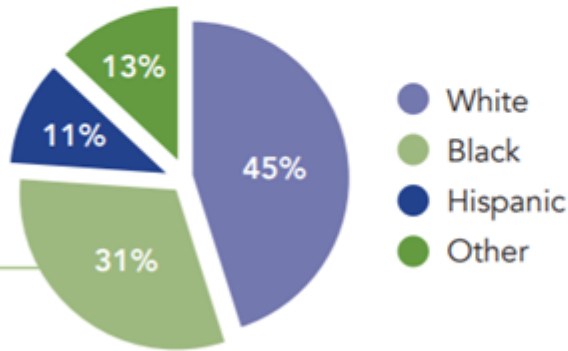
THE MODEL



DOES IT WORK? - MEASURABLE ACTIVITIES

SEPTEMBER 2010–JANUARY 2017

2,392
GRADUATES



3,589

industry-recognized certificates or credentials earned by graduates

5,238

dual (college) credits earned by students at The Excel Center

DOES IT WORK? - MEASURABLE OUTCOMES

	ELIGIBILITY CHANGE	PER CAPITA SAVINGS (ANNUAL)	TOTAL ANNUAL SAVINGS (ALL GRADUATES OF THE EXCEL CENTER)
HEALTHY INDIANA PLAN	-11.66%	\$504.83	\$1,207,553
SNAP	-11.70%	\$61.89	\$148,041
EITC (STATE)	-25%	\$64.67	\$154,691
EITC (FEDERAL)	-25%	\$162.21	\$388,006
TOTAL IMPACT		\$793.60	\$1,898,291

70%

of The Excel Center graduates are employed and have a 50% wage increase six months after graduation.

	AVERAGE ANNUALIZED WAGE INCREASE CEEP STUDY	TOTAL BENEFIT (INCREASE IN JOB PROSPECTS AND WAGE GROWTH) CEEP STUDY
GRADUATES	\$4,549	\$9,828*
<small>Note: ¹Aggregate data is used for calculations. All calculations will be revised after obtaining individual level data from Indiana Department of Workforce. *Census data for Indiana is used for calculations.</small>		

38%

of The Excel Center graduates are enrolled in post-secondary education, and 76% have a two-year persistency rate.

WHY DOES IT WORK?

Relationships

- Life Coaches
- Extended class periods
- Key part of culture

Rigor

- Face-to-face instruction
- Accelerated pace

Relevance

- Early focus on what comes next
- Transition to connected coursework
- Work experiences



MEET KATIE





THANK YOU

