

State Children's Cabinets and Councils: *Getting Results for Children and Youth*

**Capitol Hill Forum
December 14, 2007**

**Presented by Elizabeth Gaines, Forum for
Youth Investment**





All youth ready for college, work & life.

The American Dream

All youth ready, every family and community supportive, each leader effective.

The American Reality

Only 4 in 10 youth ready, only 1 in 3 youth supported, too few leaders effective.

The American Dilemma

Fragmentation, complacency, and low expectations of youth, communities and leaders

The Ready by 21™ Challenge

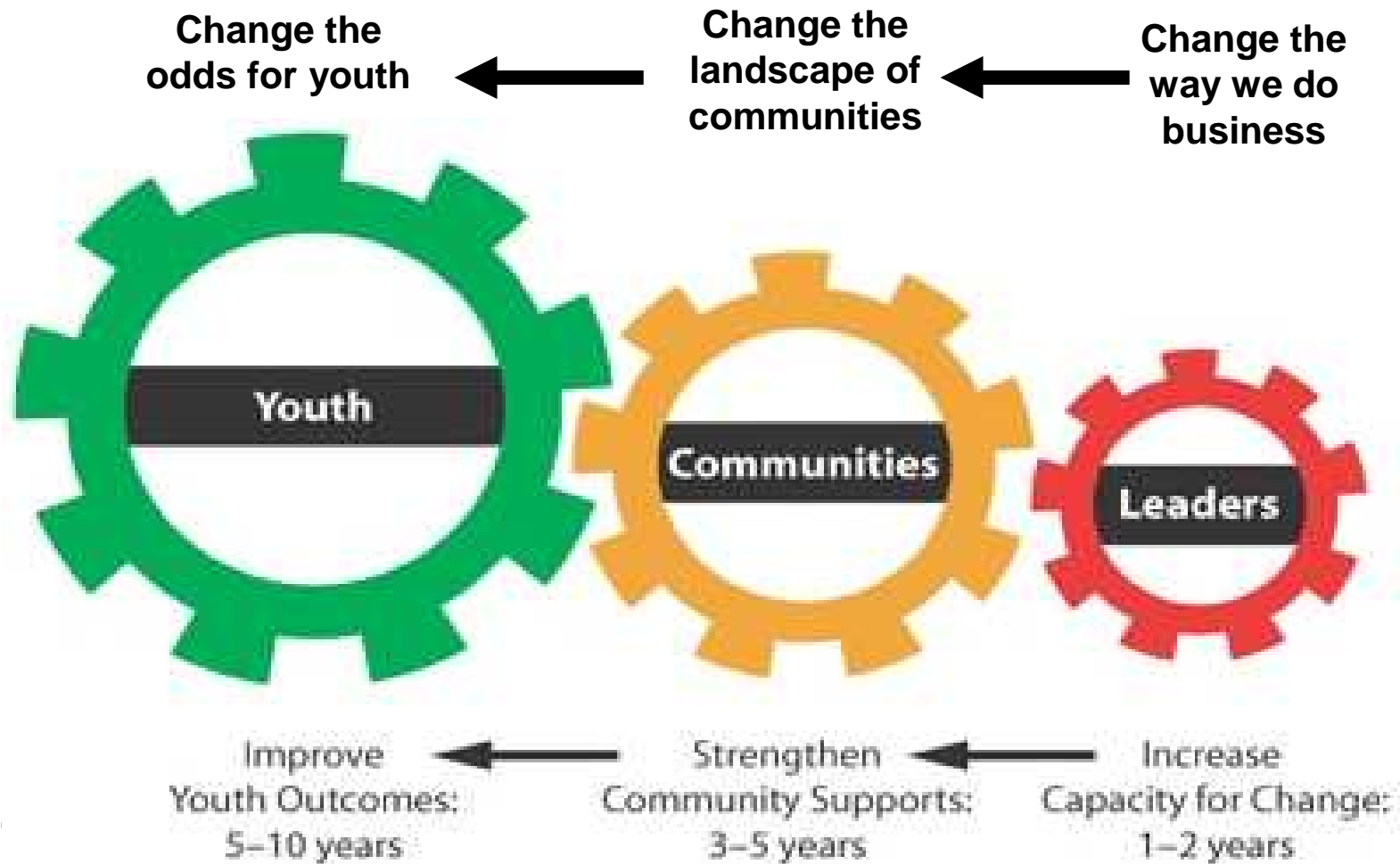
Change the odds for youth by changing the way we do business



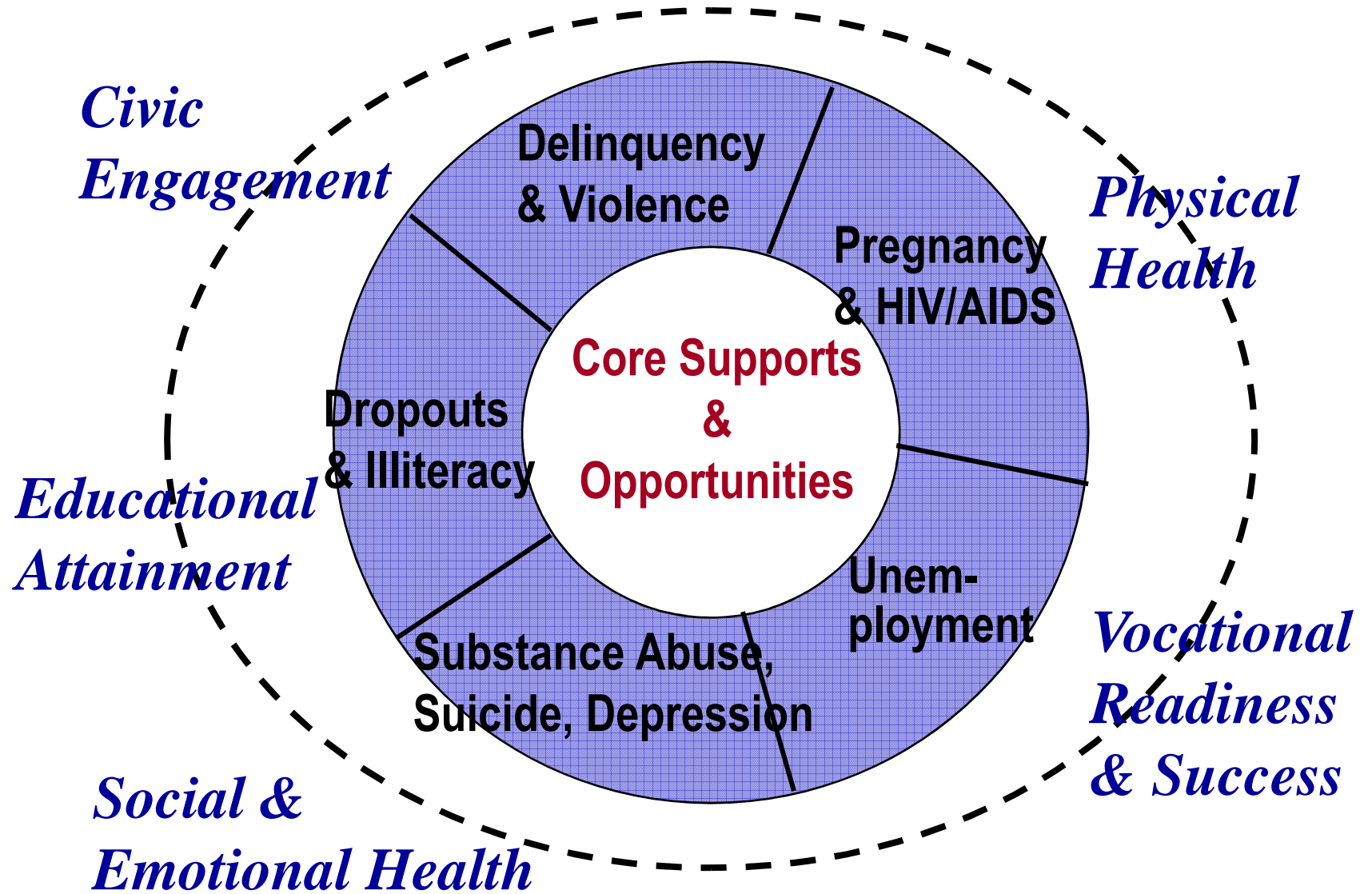
the forum
FOR YOUTH INVESTMENT
moving ideas to impact

© 2007

Ready by 21™ Ready for College, Work and Life. The Challenge.




See a Problem, Convene a Task Force, Create a Program....



Los Angeles Policy Inventory

Children's Services in LA County Source: Margaret Dunkle

Education



- Public Schools
- ESEA, Title I
- School Lunch & Breakfast
- Head Start
- IDEA
- After-School Programs
- Textbook Funding
- Tests & Achievement
- Teacher Issues
- GED

Health & Food



- Medi-Cal – EPSDT
- Healthy Families Partial Expansion
- Child Health & Disability Program
- Expanded Access Primary Care
- Trauma Case Funding
- Co-payments for ER Services
- Child Lead Poisoning Prevention Program
- HIV/AIDS Prevention & Education
- Breast Cancer Screening
- Food Stamps
- WIC

Social Services



- TANF
- GAIN, Cal Learn, Cal WORKS, etc.

Child & Family Services



- Child Care – CCDBG, SSBG, Cal WORKS Child Care, etc.
- After-School Programs – 21st Century Learning Centers, etc.
- Promoting Safe & Stable Families
- Child Abuse & Neglect Programs
- Foster Care – Transition, Independent Living, Housing, etc.
- Adoption Assistance, Adoption Opportunities

Mental Health & Probation



- School-Based MH Services for Medi-Cal Kids
- Probation Officers in Schools
- Cardenas-Schiff Legislation
- Health Care Through Probation
- Mental Health Evaluations
- Juvenile Halls



© 2007

Take Stock of the Big Picture

		Pre-K 0-5	Children 6-12	Youth 13-19	Young Adults 20-24	Families and Communities
<i>Ready for College</i>	Cognitive/ academic development	Red	Yellow	Red	Red	Yellow
<i>Ready for Work</i>	Vocational development	Green	Green	Red	Yellow	Yellow
<i>Ready for Life</i>	Physical development	Red	Yellow	Yellow	Green	Green
	Social/ emotional development	Yellow	Yellow	Green	Yellow	Red
	Civic and cultural development	Yellow	Green	Yellow	Red	Yellow



Traditional Approach: Pick One Area

		Pre-K 0-5	Children 6-12	Youth 13-19	Young Adults 20-24	Families and Communities
<i>Ready for College</i>	Cognitive/ academic development	Children Enter School Ready to Learn				
<i>Ready for Work</i>	Vocational development					
<i>Ready for Life</i>	Physical development					
	Social/ emotional development					
	Civic and cultural development					



Turning Children Entering School Ready to Learn from Red to Green

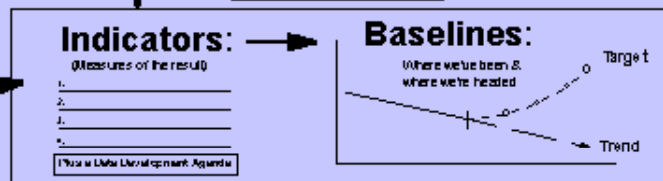
Results-Based Decision Making

Getting from Talk to Action

Population: e.g. Children prenatal to age 5

Result: e.g. Children enter school healthy and ready to learn
What we want for children in plain English, plain Spanish...

→ What is your experience of the result?



→ What is Cost-benefit Analysis?

Story behind the baselines:

The causes, the forces at work; the epidemiology of the baselines

→ What is Information & Research Agenda Part 1?

Partners with a role to play:

Public and private sector agencies and individuals

What works

What would it take to turn the curve in this community, best practices, best models

→ What is Information & Research Agenda Part 2?

Criteria

Could include

Priority: clear who, what, when, where, how to leverage power to turn the curve
 Value: consistent with community values
 Reach: feasible, affordable

Action Plan and Budget

What we propose to do in a 5-year action plan and budget

How the "what works" pieces fit together in a community system of services and supports

Performance Measures: Measures of how well programs, services, supports, agencies and service systems, included in the action plan, are working: How much did we do? How well did we do? Is anyone better off?

But What Happened to the Rest of the Picture?

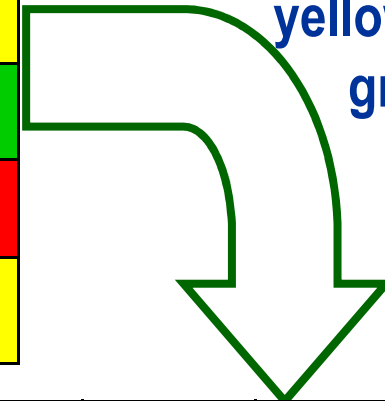
Children Enter School Ready to Learn



Alternative: Keeping Focused on the Big Picture

		Pre-K 0-5	Children 6-12	Youth 13-19	Young Adults 20-24	Families and Communities
<i>Ready for College</i>	Cognitive/ academic development	Red	Yellow	Red	Red	Yellow
<i>Ready for Work</i>	Vocational development	Green	Green	Red	Yellow	Yellow
<i>Ready for Life</i>	Physical development	Red	Yellow	Yellow	Green	Green
	Social/ emotional development	Yellow	Yellow	Green	Yellow	Red
	Civic and cultural development	Yellow	Green	Yellow	Red	Yellow

shifting red
to yellow,
yellow to
green



Big Picture Change Planning

		Pre-K 0-5	Children 6-12	Youth 13-19	Young Adults 20-24	Families and Communities
<i>Ready for College</i>	Cognitive/ academic development	Green	Yellow	Yellow	Yellow	Green
<i>Ready for Work</i>	Vocational development	Green	Green	Yellow	Green	Yellow
<i>Ready for Life</i>	Physical development	Yellow	Yellow	Yellow	Green	Green
	Social/ emotional development	Yellow	Yellow	Green	Yellow	Yellow
	Civic and cultural development	Yellow	Green	Yellow	Yellow	Yellow



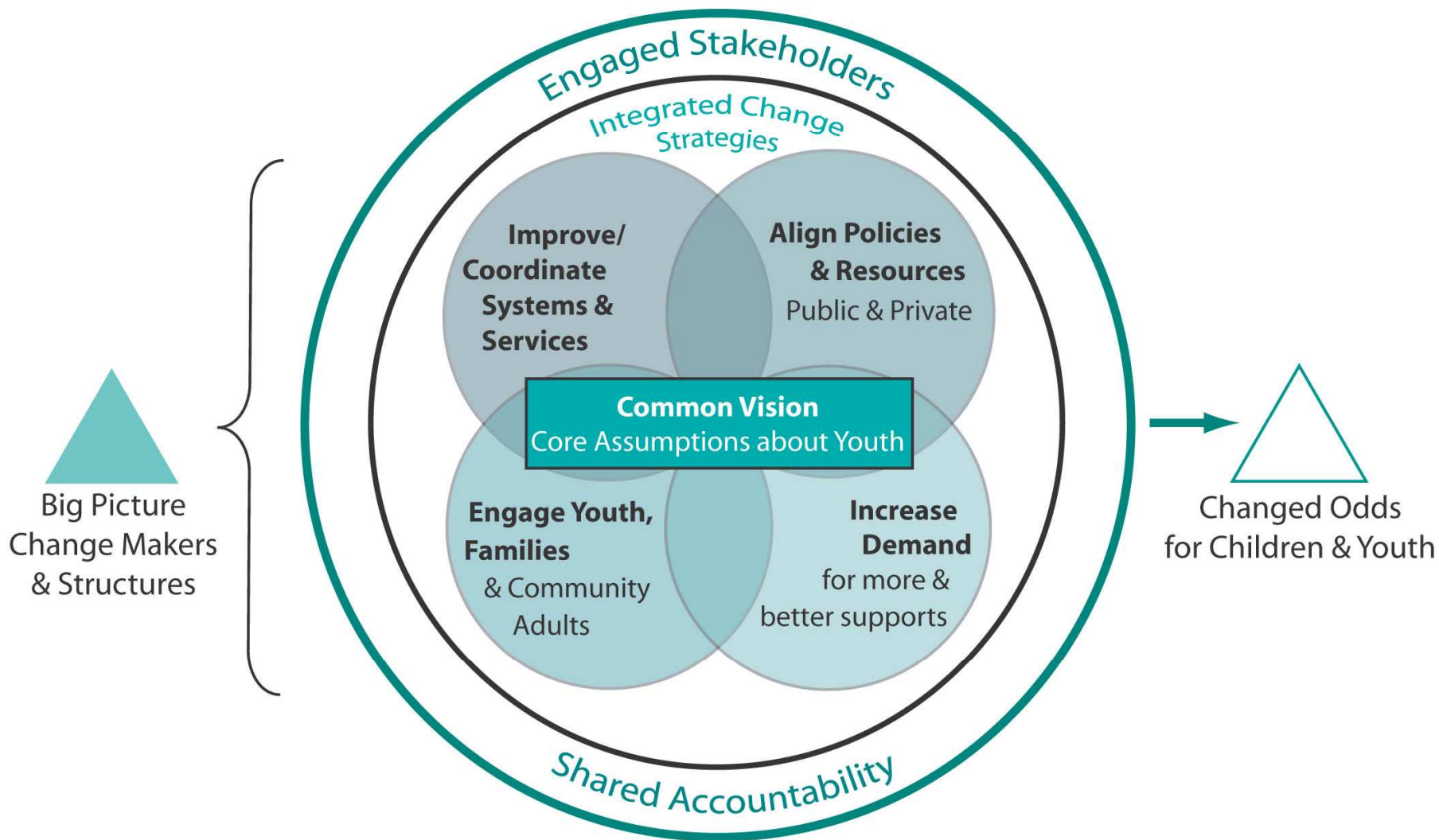
An Unexpected Finding:

“....Collaboratives that concentrated on one or two population-level outcomes were no more likely to accomplish measurable changes than were groups that focused on an entire set of results or outcomes.”

- Center for the Study of Social Policy

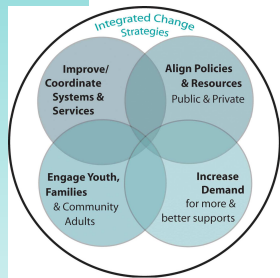


Children's Cabinets: Supporting "Big Picture" Change



How a Children's Cabinet Maximizes Impact

Common Vision
Core Assumptions about Youth



- **Articulate Goals:** Changing the odds for children and youth (articulating a linked set of goals for improved youth outcomes and improved program performance)
- **Implement Strategies :** Ways to engage stakeholders to assume shared responsibility and undertake work to align policies/resources, increase demand, engage youth and families, and improve the quality and coordination of services.
- **Define Structure:** The composition, authority, home, scope and budget of the coordinating body.



the forum
FOR YOUTH INVESTMENT
moving ideas to impact

© 2007

State Coordinating Bodies as of December 2007

Children's Cabinets

Arizona Governor's Children's Cabinet
Florida Children and Youth Cabinet
Georgia First Lady's Children's Cabinet
Kansas Children's Cabinet and Trust Fund
Louisiana Governor's Children's Cabinet
Maine Governor's Children's Cabinet
Maryland Governor's Children's Cabinet
Michigan Governor's Children's Cabinet
New Mexico Governor's Children's Cabinet
New York Governor's Children's Cabinet
Ohio Family and Children First Cabinet
Council
Rhode Island Children's Cabinet*
Tennessee Governor's Children's Cabinet
Utah Governor's Child and Family Cabinet
Council

High Level Councils, Commissions, Collaboratives, Committees

Connecticut Youth Futures Committee
Iowa Collaboration for Youth Development
Iowa Empowerment Board
Kentucky Youth Development Coordinating
Council
New York State Council on Children and
Families
Oklahoma Commission on Children and
Youth
Oregon Commission on Children and
Families
Pennsylvania Commission for Children and
Families



The Children's Cabinet Network

- **Over 20 Children's Cabinets/Councils**
- **Annual Roundtable of Directors and Chairs**
- **Webinars and Conference Calls**
- **Technical Assistance (e.g. retreat facilitation)**
- **Connecting State Cabinets to Federal Coordination efforts**
 - Federal Youth Coordination Act
 - Helping America's Youth
 - Shared Youth Vision
 - Coordinating Council on Juvenile Justice and Delinquency prevention

